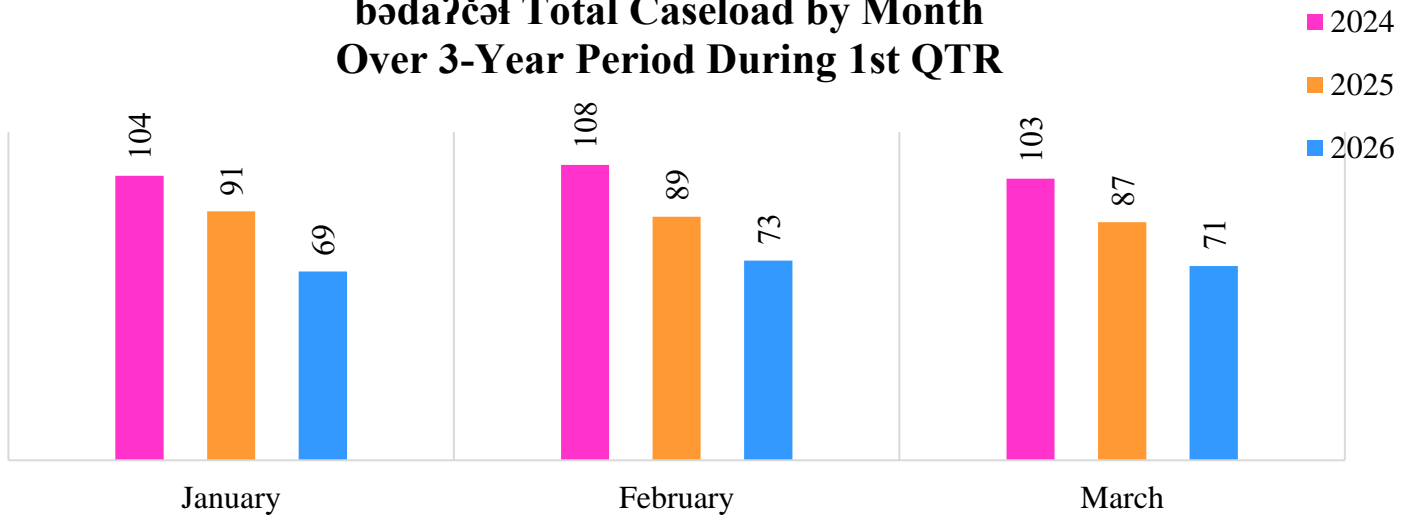


Family Advocacy Division

bədaʔčəl 2026: 1st Quarter Report



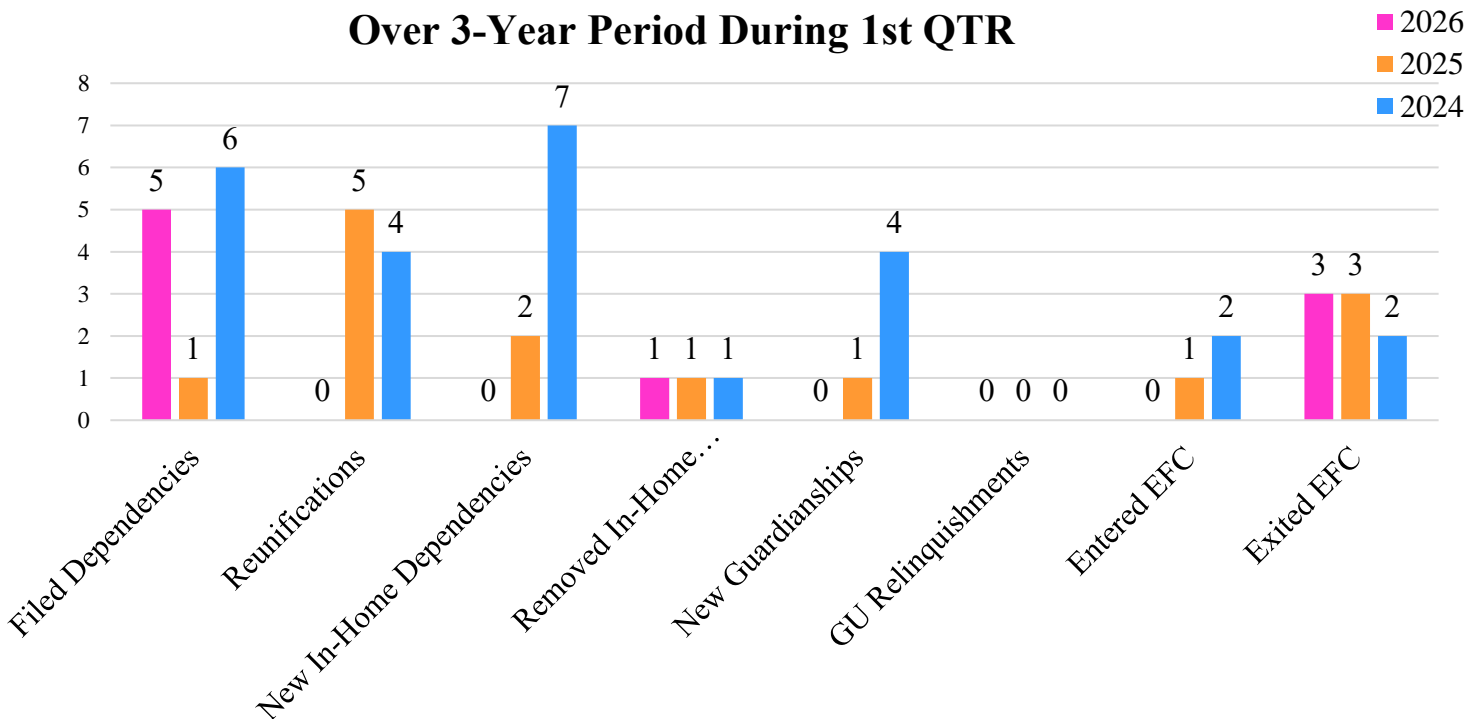
**bədaʔčəl Total Caseload by Month
Over 3-Year Period During 1st QTR**



Narrative Summary of Caseload Trends

2024- Present	Since 2024, the Family Intervention Team (FIT) has been re-established and preventative services have been provided to families. Safety plans have been implemented to maintain safety in the home.
------------------	---

**bədaʔčəl Total Case Breakdown
Over 3-Year Period During 1st QTR**

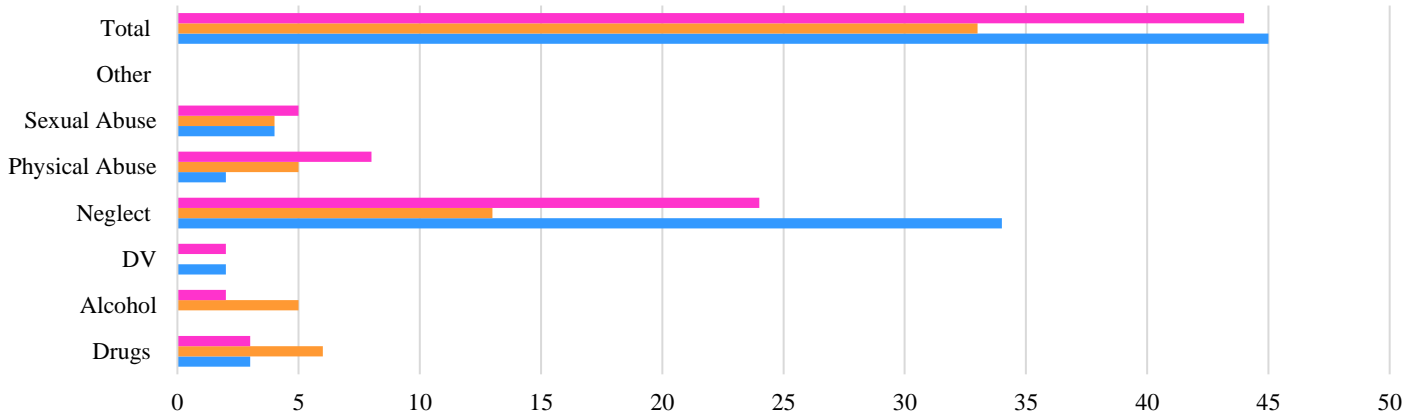


Family Advocacy Division

ᐃᑦᑲᑦᑲᑦ 2026: 1st Quarter Report

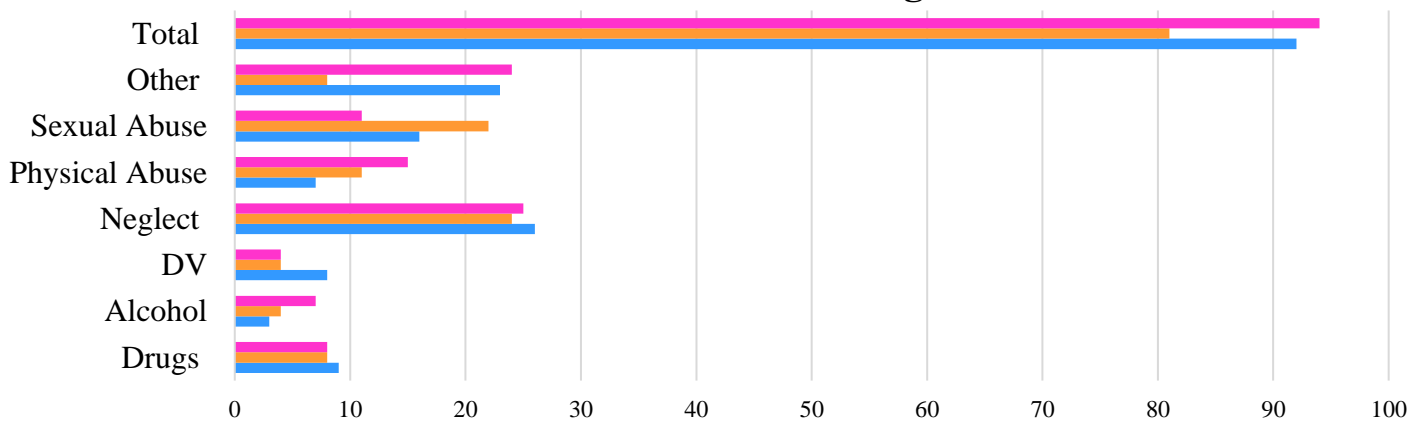


ᐃᑦᑲᑦᑲᑦ Total Screened In Referrals Over 3-Year Period During 1st QTR



	Drugs	Alcohol	DV	Neglect	Physical Abuse	Sexual Abuse	Other	Total
2024	3	2	2	24	8	5	0	44
2025	6	5	0	13	5	4	0	33
2026	3	0	2	34	2	4	0	45

ᐃᑦᑲᑦᑲᑦ Total Screened Out Referrals Over 3-Year Period During 1st QTR



	Drugs	Alcohol	DV	Neglect	Physical Abuse	Sexual Abuse	Other	Total
2024	8	7	4	25	15	11	24	94
2025	8	4	4	24	11	22	8	81
2026	9	3	8	26	7	16	23	92

Family Advocacy Division

bədaʔčəł 2026: 1st Quarter Report



bədaʔčəł: Placement Breakdown of Total YINC Cases During 1st QTR 2026

	Placed On Reservation	Placed Off Reservation	Placed w/ Tulalip Fam or Tulalip mem	Placed w/ Other Fam	Specialized Home or Parent-Youth Choice	Facility	Placed w/ Non Native, Non Family
Jan	10	29	15	6	9	4	5
Feb	12	31	17	6	11	5	4
Mar	11	31	16	6	11	5	4

bədaʔčəł: Total In-Home Dependency Cases During 1st QTR 2026

	Total	Reunification	New In-Home Dep	Removed from In-Home Dep	On Res	Off Res	W/ Mother Only	W/ Father Only	W/ Both Parents
Jan	10	0	0	1	2	8	5	2	3
Feb	10	0	0	0	2	8	5	2	3
Mar	10	0	0	0	2	8	5	2	3

bədaʔčəł: Total Guardianship Cases During 1st QTR 2026

	Total Cases	New Guardianships	Within 3 Year Review Period	Youth Turned 18	W/ Fam On the Res	W/ Fam Off the Res	W/ Non Family On the Res	W/ Non Family Off the Res
Jan	251	0	60	1	95	88	4	64
Feb	246	0	60	1	92	87	4	63
Mar	242	0	48	4	90	85	4	63